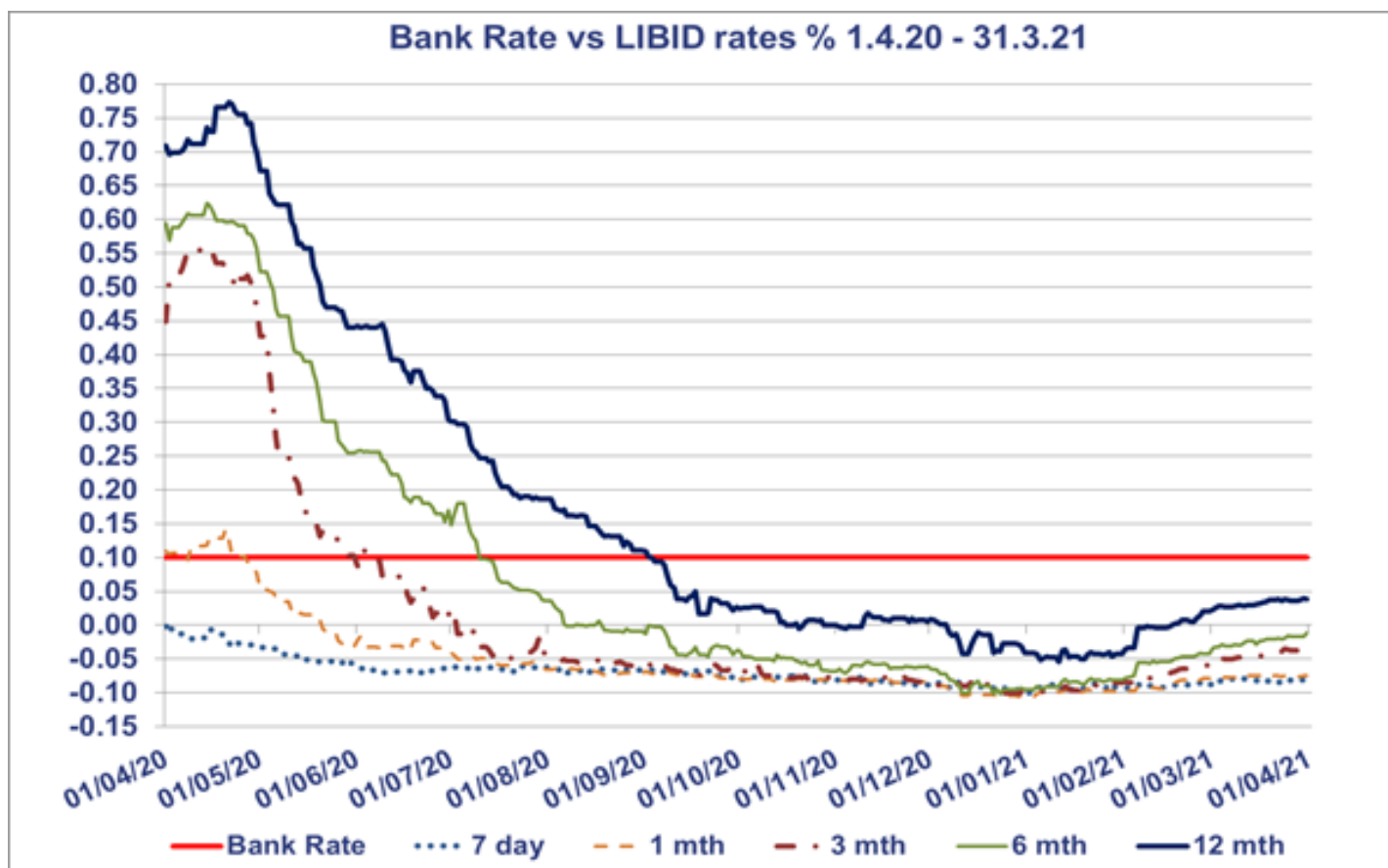
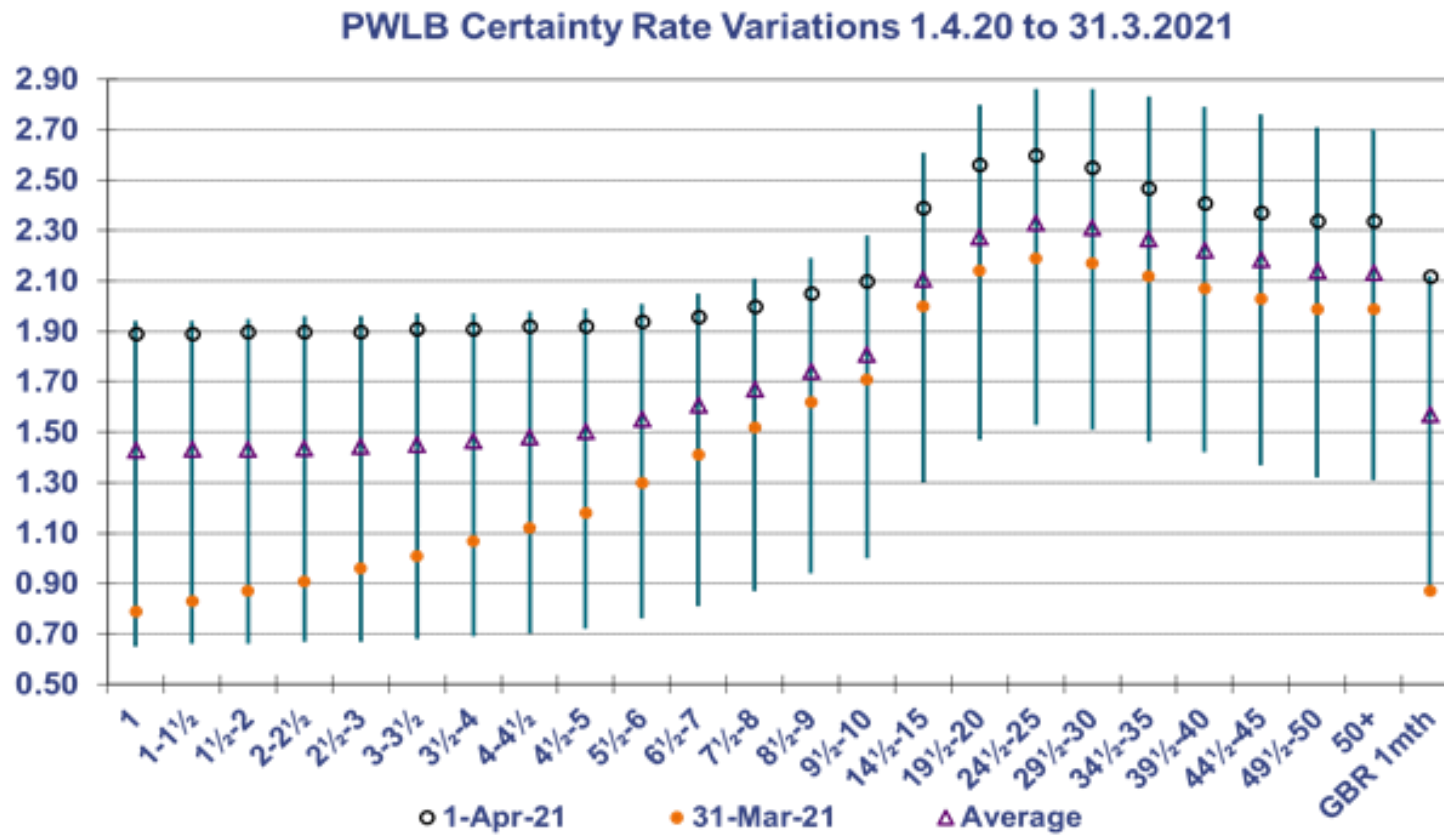


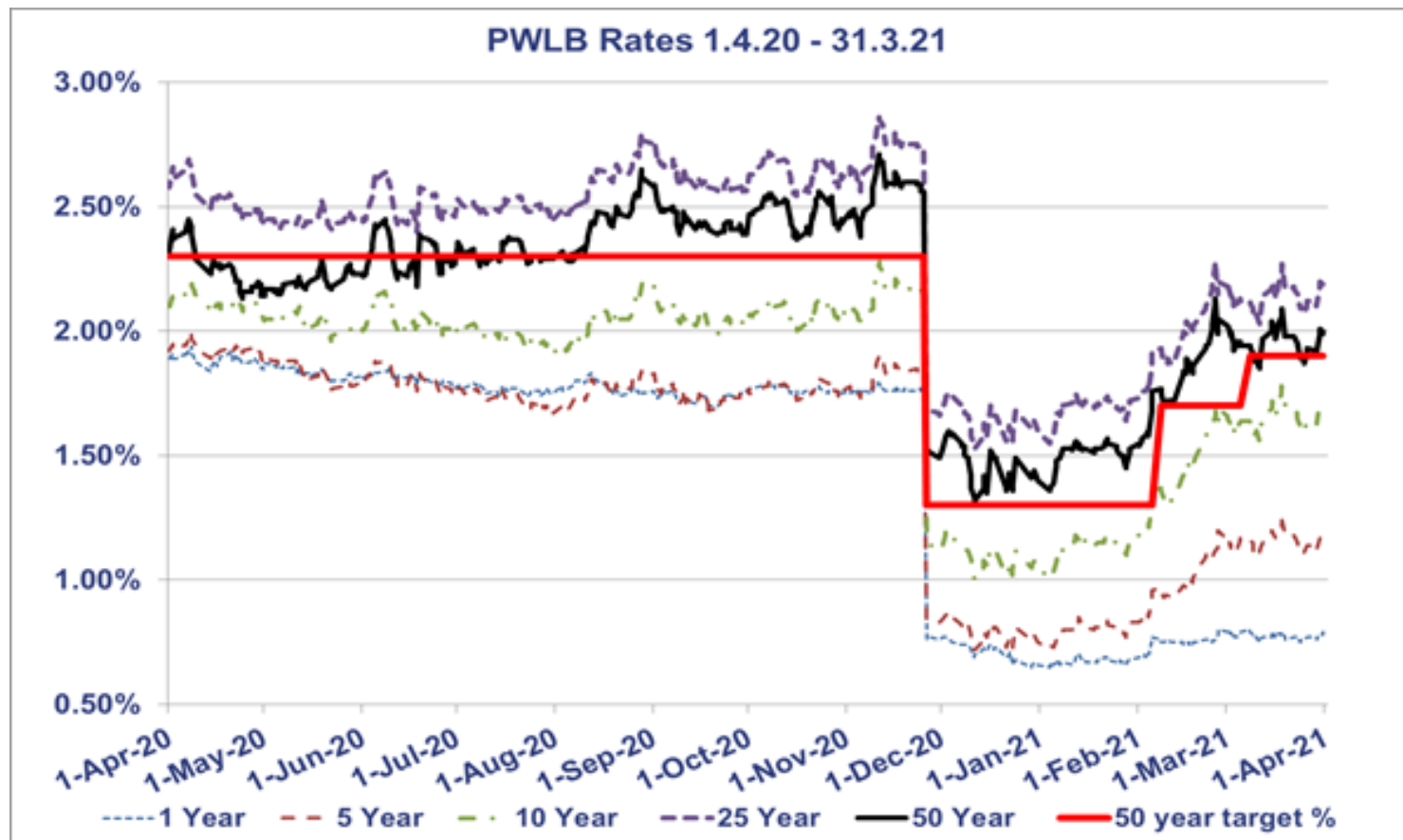
INVESTMENT AND BORROWING RATES 2020-2021





PWL B RATES 2020-2021

	1 Year	5 Year	10 Year	25 Year	50 Year
Low	0.65%	0.72%	1.00%	1.53%	1.32%
Low date	04/01/2021	11/12/2020	11/12/2020	11/12/2020	11/12/2020
High	1.94%	1.99%	2.28%	2.86%	2.71%
High date	08/04/2020	08/04/2020	11/11/2020	11/11/2020	11/11/2020
Average	1.43%	1.50%	1.81%	2.33%	2.14%
Spread	1.29%	1.27%	1.28%	1.33%	1.39%



Money market investment rates 2020/21

	Bank Rate	7 day	1 mth	3 mth	6 mth	12 mth
High	0.10	0.00	0.14	0.56	0.62	0.77
High Date	01/04/2020	02/04/2020	20/04/2020	08/04/2020	14/04/2020	21/04/2020
Low	0.10	-0.10	-0.11	-0.10	-0.10	-0.05
Low Date	01/04/2020	31/12/2020	29/12/2020	23/12/2020	21/12/2020	11/01/2021
Average	0.10	-0.07	-0.05	0.01	0.07	0.17
Spread	0.00	0.10	0.25	0.66	0.73	0.83